

2018 Annual Report

Fountain County Financial Report by Fund

Date Span: 01/01/2018 thru 12/31/2018

Fund	Beginning	YTD	YTD	Ending
	Balance	Receipts	Expenditure	Balance
1000 General Fund	6,285,204.76	6,674,148.45	4,932,043.61	8,027,309.60
1101 Accident Report	7,539.44	1,340.00	2,205.84	6,673.60
1104 County Alcohol & Drug	60,872.43	8,306.14	20,100.00	49,078.57
1112 CREDIT CO SHARE	471,299.00	502,200.23	427,009.70	546,489.53
1114 LIT Special Purpose	0.00	1,700,192.45	1,268,187.77	432,004.68
116 City/Town Court Costs	166,281.34	4,933.97	0.00	171,215.31
1117 Clerk IVD Incen After Oct 1999	60,463.69	6,092.00	12.00	66,543.69
1119 Clerk's Records Perpetuation	31,357.91	14,426.93	10,754.92	35,029.92
1122 Community Corr Project Income	916,879.46	719,731.57	509,754.69	1,126,856.34
1123 Community Transition	2,400.00	39,400.00	33,825.00	7,975.00
1124 Congressional Interest	17,937.31	148.24	1,053.10	17,032.45
1125 Congressional Principle	26,687.42	0.00	0.00	26,687.42
1130 Non-Revert Prisoner Reimburse	35,928.32	10,890.00	17,402.50	29,415.82
1131 County Sales Disclosure Fund	23,261.09	2,847.50	0.00	26,108.59
1134 Covered Bridge Maintenance	12,068.42	5,550.00	4,500.00	13,118.42
1135 Cumulative Bridge Fund	684,714.70	789,582.34	621,814.22	852,482.82
1138 Cum. Capital Development (CCD)	339,950.41	256,628.03	64,499.83	532,078.61
1143 Cum Voting System	0.00	46,383.19	41,100.00	5,283.19
1148 Co Drug Free Community	6,906.67	16,958.36	16,114.00	7,751.03
1152 LEPC	26,739.42	4,104.69	5,537.03	25,307.08
1155 County Extradition	27,946.03	115.00	353.33	27,707.70
1156 Firearms Training	31,378.74	4,780.00	2,234.74	33,924.00
1158 Drainage Improvement	276,379.51	2,907.46	0.00	279,286.97
1159 Health	850,363.13	455,397.69	286,548.38	1,019,212.44
1160 Co ID Protection Fund	3,014.73	2,762.00	0.00	5,776.73
1167 Levy Excess	93.00	0.00	93.00	0.00
1168 Local Health Maintenance	157,975.62	66,278.00	53,421.52	170,832.10
1169 Local Roads & Streets	109,232.46	285,894.00	226,670.74	168,455.72
1170 CO SHARE LOIT PUBLIC SAFETY	437,841.63	545,743.11	534,038.35	449,546.39
1175 County Misdemeanant	34,530.69	12,349.71	2,487.97	44,392.43
1176 MVH - Co Hwy	1,363,251.02	3,507,806.01	4,031,538.14	839,518.89
1181 Plat Book	20,036.00	6,240.00	10,996.35	15,279.65
1182 Pre-Trial Diversion	10,873.86	14,732.50	1,000.00	24,606.36
1184 Prosecutor Title IV-D Incentiv	31,995.17	9,165.00	6,897.30	34,262.87
1186 Rainy Day Fund	1,011,841.05	1,213,550.62	1,387,384.90	838,006.77
1188 Reassessment Fund 15	742,977.81	411,429.58	405,107.37	749,300.02

Fund	Ending Balance	YTD Receipts	YTD Expenditure	Ending Balance
1189 Recorders Records Perpetuation	51,127.91	45,066.00	44,677.70	51,516.21
1191 Riverboat Revenue	239,248.52	44,802.62	25,000.00	259,051.14
1193 Sheriff's Pension Trust	11,106.83	10,238.42	12,551.84	8,793.41
1201 Excess Tax	2,103.15	22,677.17	23,660.60	1,119.72
1202 Surveyor's Corner Perpetuation	77,978.57	13,665.00	0.00	91,643.57
1204 Tax Sale Redemption	0.00	49,292.83	49,292.83	0.00
1205 Surplus Tax Sale	159,666.42	56,013.44	186,340.72	29,339.14
1206 Local Health Dept Trust Acct	132,923.22	28,259.94	14,833.12	146,350.04
1211 Guardian Ad Lit User	11,982.48	0.00	0.00	11,982.48
1212 CAPTA Grant - CASA Program	16,280.84	32,166.27	13,839.00	34,608.11
1217 Co Elected Officials Training	1,270.61	2,762.00	1,215.00	2,817.61
1222 Statewide 911 Fund	88,473.38	347,027.36	367,466.25	68,034.49
1226 Heritage Barn Public Safety	50.00	50.00	0.00	100.00
1229 LOIT 2016 Spec Dist-Co Share	350,039.92	0.00	350,000.00	39.92
2000 Adminstration Fee Prob Users	15,275.11	70,469.55	67,486.96	18,257.70
2400 Infraction Deferral	32,987.61	45,104.50	56,588.11	21,504.00
2500 County User Fees	25,319.08	3,135.92	3,466.52	24,988.48
2501 Adult Probation Services	58,871.54	29,577.68	49,265.28	39,183.94
2502 Special Death Benefit	235.00	20.00	0.00	255.00
2503 Jury Fees	0.00	2,525.17	2,417.87	107.30
2505 DNA Sample Processing	16,679.00	0.00	0.00	16,679.00
2508 Public Defense Admin Fee	45,435.00	0.00	0.00	45,435.00
2700 Drainage Maintenance	282,558.10	13,349.56	7,512.50	288,395.16
4012 K-9 Project	2,029.69	895.00	1,549.90	1,374.79
4905 Sheriff Continuing Education	6,018.17	2,811.52	2,267.59	6,562.10
4909 Co Share of Sex Offender Fee	3,512.56	525.60	2,205.84	1,832.32
4914 Commissioner Sale Fund 17 - 18	0.00	13,338.41	13,291.93	46.48
4915 SHERIFF'S DIVE TEAM FUND	53.95	0.00	0.00	53.95
4917 Marijuana Eradication	4,500.00	0.00	0.00	4,500.00
4920 Mural Restoration	326.90	0.00	0.00	326.90
4921 Every 15 Minutes	253.08	0.00	0.00	253.08
4924 County Farm	343,010.60	84,548.74	105,664.42	321,894.92
4925 Comm Foundation Grt - EMS Bldg	415.32	0.00	415.32	0.00
4926 EMS BLDG DONATION FUND	79.62	6,075.00	2,903.65	3,250.97
4930 HEALTH EDUCATION	589.39	5,450.00	5,039.85	999.54
4932 Co General Maintenance II	242,488.85	2,261.82	64,409.18	180,341.49
4938 Community Correct Local Approp	1,930.88	3,600.00	1,778.00	3,752.88

Fund	Ending Balance	YTD Receipts	YTD Expenditure	Ending Balance
5200 Federal Taxes	0.00	358,754.88	358,754.88	0.00
5201 Prudential	26.85	0.00	0.00	26.85
5202 County Taxes	0.00	96,169.98	96,169.98	0.00
5203 State Taxes	0.00	157,195.05	157,195.05	0.00
5204 Grange	189.58	582.96	582.96	189.58
5205 Principal	(293.30)	36,624.22	35,676.06	654.86
5206 Boston Mutual	1,070.09	6,856.80	6,856.80	1,070.09
5207 Colonial Insurance	5,709.67	41,158.67	44,300.17	2,568.17
5208 SocSec/Medicare	0.00	359,987.98	359,987.98	0.00
5209 Vision Insurance	(185.38)	3,444.64	3,098.46	160.80
5210 AFLAC	697.87	27,925.19	27,871.34	751.72
5211 Liberty National	252.58	0.00	0.00	252.58
5212 Health Insurance	111,131.49	1,552,568.14	1,391,390.18	272,309.45
5213 Child Support	0.00	22,816.72	22,816.72	0.00
5215 NGL - National Guardian Life	160.48	545.99	548.04	158.43
5216 Sheriff Retirement	0.00	9,688.75	9,688.75	0.00
5218 Def Comp	0.00	1,987.96	1,987.96	0.00
5221 Mass Mutual	31.20	75,347.62	75,347.62	31.20
5222 Garnishment	2.00	17,924.56	17,924.56	2.00
5223 Empower Retirement	0.00	43,308.77	43,308.77	0.00
5999 ONB - Health Insurance Acct	415,742.22	2,274,906.38	2,549,253.19	141,395.41
6000 SETTLEMENT	0.00	17,229,399.16	17,229,399.16	0.00
6021 Wheel Tax	0.00	97,167.45	97,167.45	0.00
6022 SURTAX Fund	0.00	422,501.28	422,501.28	0.00
6023 CVET Distribution	0.00	52,571.00	52,571.00	0.00
6051 Financial Institution Tax(FIT)	0.00	106,297.30	106,297.30	0.00
6101 CEDIT Homestead Credit Fund	2,090.49	0.00	2,090.49	0.00
6201 Option Tax - PTR	3,458.39	823.17	4,281.56	0.00
6203 Local Income Tax - PTR	5,064.64	316,403.88	306,207.04	15,261.48
7101 Fines & Forfeitures	957.50	4,632.50	5,048.50	541.50
7102 Infraction Judgments	1,913.50	16,001.89	16,752.47	1,162.92
7103 Overweight Vehicle Fines	0.00	564.50	514.50	50.00
7104 Special Death Benefit Fee	155.00	1,645.00	1,685.00	115.00
7105 Sales Disclosure	370.00	5,795.00	5,765.00	400.00
7106 Coroner's Training-Cont Educ	84.00	1,442.75	1,398.50	128.25
7107 Interstate Compact Adult Offen	0.00	187.50	187.50	0.00
7108 Mortgage Recording Fee - State	155.00	1,455.00	1,485.00	125.00

Fund	Ending Balance	YTD Receipts	YTD Expenditure	Ending Balance
7111 Sex Offender Fees	50.00	534.00	584.00	0.00
7113 Child Restraint System	25.00	100.00	125.00	0.00
7115 Forest Restoration	0.00	702.87	702.87	0.00
7301 Education License Plate	0.00	150.00	150.00	0.00
7303 Riverboat Revenue Sharing	0.00	102128.39	102128.39	0.00
7330 LIT Certified Shares	0.00	3,090,597.00	3,090,597.00	0.00
7331 LIT Public Safety	0.00	772,649.00	772,649.00	0.00
7332 LIT Economic Development	0.00	625,302.00	625,302.00	0.00
8106 Community Corrections 16-17	25.13	667,586.89	561,725.38	105,886.64
8107 Community Corrections 17-18	143,236.95	424,486.50	552,630.33	15,093.12
8108 TANF-I CAN MINISTRIES	0.00	239,981.07	239,981.07	0.00
8895 Co Gen IV-D Incentive Fund	32,032.10	6092.00	3878.30	34,245.80
9101 Community Crossings Grant	0.00	278804.42	0.00	278,804.42
9103 USDA Grant - EMS Furnishings	521.65	0.00	0.00	521.65
9105 Data Exchange Agreement	1,500.00	0.00	1500.00	0.00
9107 WCRCC Prob Grant Fund	0.00	1352475.89	1352475.89	0.00
9108 Comm Correc Prob Grant - Mont	8,393.75	169690.00	178083.75	0.00
9109 Comm Correc Prob Grant - Parke	3150.00	50400.00	53550.00	0.00
9110 Comm Correc Prob Grant - Fountain	0.00	40312.50	12505.14	27,807.36
9775 PHEP Base Grant	1946.76	15306.11	15801.45	1,451.42
9776 Ebola Grant	430.02	0.00	58.15	371.87
9805 2016 EMPG - Salary Reimb.	22,593.37	0.00	22593.37	0.00
9807 2017 EMPG - Salary Reimb	0.00	30214.51	30214.51	0.00
9808 2016 Pre-Disaster Mitigation	0.00	15000.00	16738.03	-1,738.03
9809 2018 SHSP Fo Co EMA Operation	0.00	46682.00	46682.00	0.00
9811 2018 IHSFG Public Safety Project	0.00	3,750.00	3750.00	0.00
Grand Totals	\$ 17,273,732.14	\$ 49,556,352.08	\$ 47,540,343.13	\$ 19,289,741.09


STATE OF INDIANA


SS:

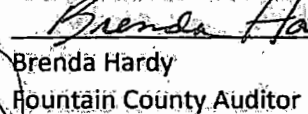
FOUNTAIN COUNTY


I hereby certify the above and foregoing to be a true and correct statement of the receipts, disbursements and the balances of the funds of Fountain County for the calendar year 2018.

Examined and approved this 7th day of January, 2019.


Craig Stalter


Don Hesler


Brenda Hardy
Fountain County Auditor


Tim Shumaker